

INSPIRE

COLLECTION



Model shown - Inspire 800 Fireside with edge trim in brushed chrome, vermiculite liner & oak logs



Fireside

Remote Control

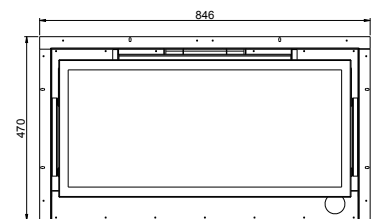
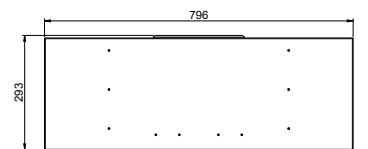
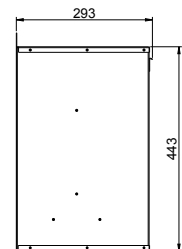
Inspire 800

Product Features & Benefits

- Heat Output 4.6kW
- Heat Input 6.4kW
- 80% efficiency
- Fireside or remote control
- Duo burner technology
- Radiant & convected heat
- Suitable for brick chimneys
- Natural gas
- Choice of liner options
- Choice of trim options
- Frameless kit available
- Glass fronted model

Model	Heat Output		Heat Input		Net Efficiency	Engine Dimensions		
	Min	Max	Min	Max		H	W	D
Inspire 800 Fireside	1.6kW	4.6kW	2.4kW	6.4kW	80%	470	846	293
Inspire 800 Remote	1.6kW	4.6kW	2.4kW	6.4kW	80%	470	846	293

Part No.	Description
061645	Gather Hood Connector Kit - 800



Edge Trim Options



Grande Trim Options

Liner Options

