

Contact Details

Please note that some of the contact details on this PDF document may not be current.

Please use the following details if you need to contact us:

Telephone: 0844 879 3588

Email: customer.services@gdcgroup.co.uk

The customer support section of our website also features a wide range of information which may be of use to you and is available 24 hours a day. It includes:

- Operating and installation instructions
- Easy 'How to use' guides for storage heaters
- Service and repairs
- Where to buy our products
- Literature downloads
- Heating requirement calculator

Visit - www.dimplex.co.uk/support

CDimplex

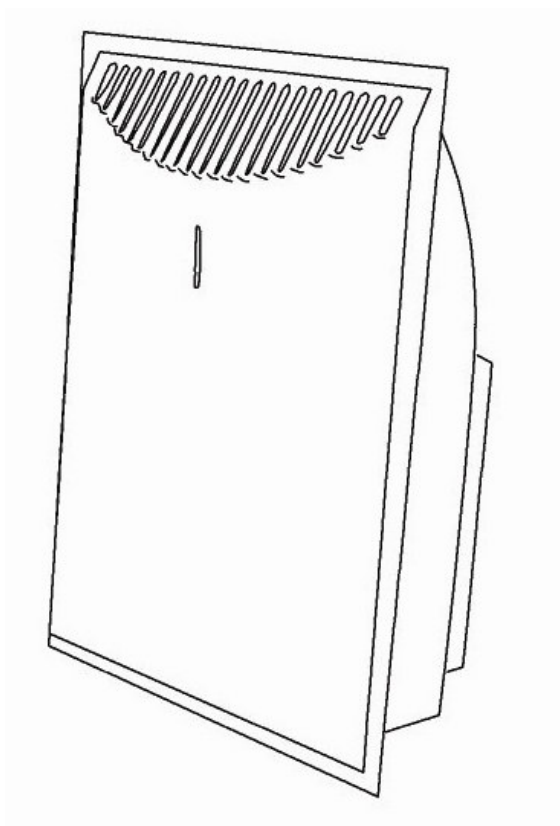
DXAPV3

Air Purifier
with

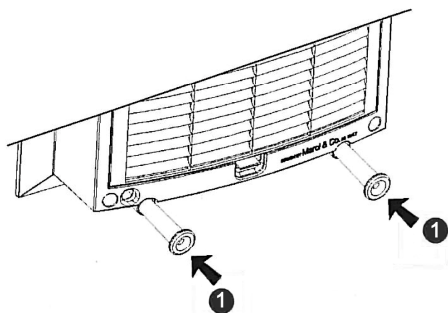


Enviro-neutralising Technology

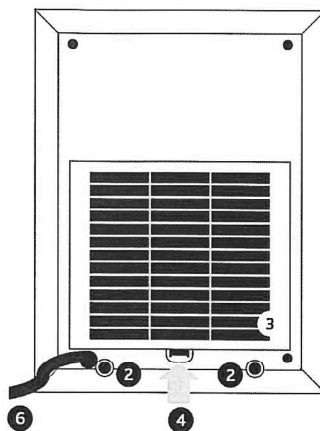
USER MANUAL



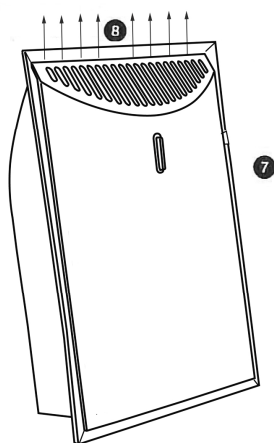
Diag.1



Diag.2



Diag.3



Diag.4





Please read these instructions carefully before use and keep them for future reference.

The DXAPV3 Dimplex Air Purifier has been designed to improve the quality of air indoors, reducing the presence of polluting agents, such as dust, cigarette smoke, unpleasant odours, spores, bacteria, pollen, dust mite residues, pet dander etc.

Air passes through an active carbon filter which helps to eliminate dust and odours such as cigarette smoke. The air is then passed through a HEPA filter, able to retain 99.97% of polluting particles with a microscopic size of 0.3 µm upwards; such as pollen, dust mites, mold spores and bacteria.

Air purification is assisted even further with the built-in Dimplex Viro³ Enviro-neutralising Technology.



Enviro-neutralising Technology

The Viro³ Enviro-neutralising Technology generates a balance of positive and negative ions from water vapour in the air. These ions cluster around harmful substances such as airborne mold, viruses and allergens, changing their chemical make-up and rendering them inactive and harmless to the human body. The negative ions produced by the Viro³ Enviro-neutralising Technology, are like those which can be found in large quantities in uncontaminated areas in nature, near waterfalls, beaches and in the mountains. They enrich the air and naturally give a sensation of clean air, reducing psychophysical stress.

The DXAPV3 has two airflow speeds with a max air flow rate of 72m³/h, has a low power consumption of 40W and is suitable for environments of a size up to 28m².

KEY

1. Stabilising Feet
2. Foot Housings
3. Air Inlet
4. Filter Release Catch
5. Active Carbon and HEPA Filter
6. Power Cable
7. ON/OFF & Fan Speed Selection Switch
8. Air Outlet Grille

WARNINGS

- After removing any packaging materials, ensure that the product has not been damaged during transportation. In the case of doubt, do not use and return to the point of purchase.
- Do not leave any packaging materials (plastic bags, cardboard boxes, etc) within the reach of children.
- Before connecting the equipment, ensure that the rated voltage corresponds to the mains' voltage supply. The voltage rating plate is located underneath the product
- Always disconnect the equipment from the mains when it is not in use or left unattended.
- This product is not a toy and it should be kept out of the reach of children
- Keep the product and cable away from heat sources.
- Before carrying out any cleaning or maintenance, operations, disconnect the product from the mains.

- Do not use accessories, spare parts, or any component not supplied or approved by the manufacturer, as they may make the product unsafe.
- This equipment is only intended for the use it has been specifically designed for (an Air Purifier for domestic use only). Any other use is to be considered inappropriate and therefore dangerous. GDC Group Ltd declines all responsibility for any damage caused by the inappropriate, incorrect or unreasonable use of the equipment.

The use of any electrical equipment requires compliance with some fundamental rules. In particular:

- Never touch the product with wet or damp hands.
- Never submerge the product in water or any other liquid.
- Do not touch the product if it accidentally falls into water; unplug it immediately and do not use afterward. Contact a qualified electrician or the manufacturer.
- Do not pull the power cable or the product to disconnect it from the mains socket.
- Do not leave the product exposed to atmospheric agents (rain, sun, etc).
- The parts and components of this product cannot be repaired by the user. If the equipment is damaged and/or not working correctly, switch it off by disconnecting the power cable plug from the mains socket, do not attempt to open the product, and contact a qualified electrician or the manufacturer.
- When the product is no longer in use, it is recommended to unplug it from the mains socket and remove the power cable
- To prevent possible harm to the environment or human health from uncontrolled waste disposal, recycle this product responsibly to promote the sustainable reuse of material resources. **DO NOT DISPOSE OF WITH GENERAL HOUSEHOLD WASTE.**
- This equipment is approved to EC directives.
- If the power cable is worn and/or damaged, it must only be substituted with another power cable the same type by a qualified electrician.
- The appliance is not intended for use by children or other persons without assistance or supervision if their physical, sensory or mental capabilities prevent them from using it safely. Children should be supervised to ensure that they do not play with the appliance.

HOW TO POSITION THE EQUIPMENT

Insert the two feet into the appropriate housings located at the rear of the equipment (diag. 1).

Position the product out of reach of children, on a flat, stable surface. Ensure that the air inlet/outlet grilles are not obstructed to allow suitable air circulation around the product.

WARNING: Never place the DXAPV3 air purifier near or on top of electrical, electronic or radio electrical equipment.

HOW TO SWITCH ON THE EQUIPMENT

- Connect the power cable plug to a mains socket that is easily accessible.
- Switch on the equipment by placing the ON/OFF switch lever to the:
 - (slow airflow) or
 - (fast airflow) position.

HOW TO CLEAN THE EQUIPMENT

Always remember to disconnect the power cable plug from the mains socket before carrying out any cleaning operations. It is recommended that you clean the outer body of the product every 2 weeks, using a soft cloth dampened in water. Do not use sprays, alcohol or other aggressive or abrasive substances. Only clean the air outlet grille (diag.3) with a soft brush to lift any dust. Do not insert any objects into the openings of the product.

REPLACING THE FILTER

The DXAPV3 is supplied with a combined filter made up of an active carbon prefilter and HEPA 1 filter.

The filter **cannot** be washed and its life depends on the time of use and the quality of air in the environment. (It is recommended to replace the filter at least every 2000 hours of use). If the environment is particularly dusty, the filter should be replaced more frequently. It is recommended to regularly check the amount of dirt accumulated in the filter.

How to Replace the Filter:

- Keep the product and cable away from heat sources.
- Switch off the equipment and disconnect the power cable plug from the mains socket.
- Raise the filter release catch located at the rear of the product and remove the air inlet grille (diag.2).
- Remove the old filter (diag.4) and replace it with a new filter.
- Reassemble the equipment carrying out the above operations in the reverse order.

WARNING! Ensure the active carbon filter (darker filter) is placed closest to the air inlet grille when put back into the filter housing.

WARNING! Replace the filter with an original filter supplied by Dimplex or the retailer/supplier only.

The use of filters not approved by the manufacturer could impair the safety and correct operation of the equipment.

PURCHASING SPARE FILTERS

In the first instance spare HEPA and carbon filters should be purchased from Dimplex by contacting tel: 0845 600 5111 (after sales).

Alternatively spare filters may be available from the retailer/supplier.

GDC Group Ltd reserves the right to modify the content of these instructions, at any time and without prior notice

AFTER SALES SERVICE

Your product is guaranteed for one year from the date of purchase. Within this period, we undertake to repair or exchange this product free of charge (subject to availability), provided it has been operated in accordance with these instructions.

Your rights under this guarantee are additional to your statutory rights, which in turn are not affected by this guarantee.

Should you require after sales information or assistance with this product in the first instance please email us at:

Email: customer.services@dimplex.co.uk

**DIMPLEX
MILLBROOK HOUSE
GRANGE DRIVE
HEDGE END
SOUTHAMPTON
SO30 2DF**

Tel: 0845 600 5111

A division of GDC Group Ltd,
Website: www.dimplex.co.uk



This product complies with EU Directive 2002/96/EC.

The crossed bin symbol on the appliance indicates that the product, at the end of its life, must be disposed of separately from domestic waste, either by taking it to a separate waste disposal site for electric and electronic appliances or by returning it to your dealer when you buy another similar appliance. The user is responsible for taking the appliance to a special waste disposal site at the end of its life. If the disused appliance is collected correctly as separate waste, it can be recycled, treated and disposed of ecologically; this avoids a negative impact on both the environment and health, and contributes towards the recycling of the product's materials.

For further information regarding the waste disposal services available, contact your local waste disposal agency or manufacturer.